

Minnesota's Private Colleges

The Facts: 2014

The latest data about our 17 nonprofit colleges and universities

Our contributions to the state's future human capital needs include drawing students to Minnesota. In fall 2012 we attracted more first-year students from other states (2,744) than either of the public systems. (The U of M enrolled 2,062 and MnSCU four-year institutions enrolled 1,658).

Small classes taught by professors provide students with unique opportunities to learn and prepare for life after college. Most of our classes have fewer than 20 students. And when our alumni are surveyed, 88% report that the majority of classes were taught by professors, in contrast to 25% of alumni from flagship public universities in the Midwest.

A private college education is accessible for families from all income levels. More than a quarter of our students come from families with incomes below \$50,000.

What families pay at our colleges for first-year students has been relatively flat in recent years. Net tuition for first-year students, when adjusted for inflation, fell 4% between 2007–08 and 2011–12, the most recent four-year period for which there is data.

Students are likely to graduate on time, allowing them to enter the workforce—and start earning money—sooner. Our four-year graduation rate is considerably higher than the public systems in the state. It is also higher than the rates of private nonprofit colleges in other Midwestern states.



Students

- **Total enrollment—undergraduate and graduate—Fall 2013 = 58,984**
-

	UNDERGRAD	GRADUATE
Augsburg College	2,687	935
Bethany Lutheran College	576	3
Bethel University	3,280	1,265
Carleton College	2,023	–
College of Saint Benedict	2,051	–
The College of St. Scholastica	2,936	1,304
Concordia College, Moorhead	2,531	27
Concordia University, St. Paul	2,161	1,461
Gustavus Adolphus College	2,455	–
Hamline University	2,211	2,370
Macalester College	2,039	–
Minneapolis College of Art and Design	698	103
Saint John's University	1,871	108
Saint Mary's University of Minnesota	1,932	3,596
St. Catherine University	3,559	1,458
St. Olaf College	3,125	–
University of St. Thomas	6,350	3,869
Total	42,485	16,499

- **Our colleges serve many types of students.**
 - Part-time students account for 22% of undergraduate enrollment.
 - Students who are 25 and older make up 14% of our undergraduate enrollment.
 - Six of our colleges and universities offer non-traditional weekend, evening and online programs to meet the changing needs of all types of learners.
 - **64% of our new-entering students are from Minnesota.**
 - Of those students who are not from Minnesota, 32% are students from other states and more than 3% are students from other nations.
 - **Students pursue 136 undergraduate majors.**
-

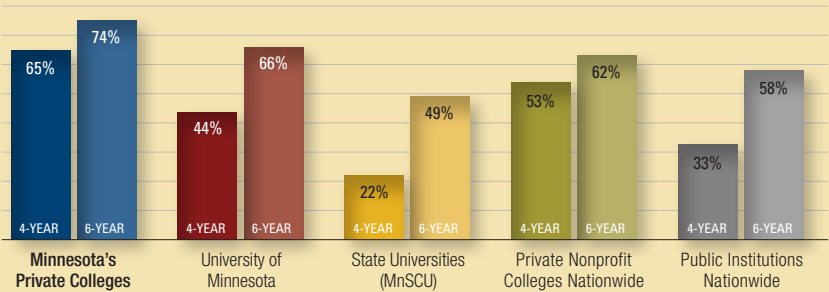
Global Reach

- **More than 1,550 international students study at our colleges and universities.**
 - **All of our member colleges are committed to international experiences.**
 - More than 5,000 students from our 17 schools study abroad each year—that's more than half of Minnesota college students who study abroad.
 - Six member institutions rank nationally for study abroad participation.
-

Excellence

- **Our focus is on excellence in undergraduate teaching and learning.**
 - Courses are taught by highly qualified faculty—82% of full-time faculty members hold doctorates or other terminal degrees in their field.
 - We have one professor for every 12 students.
 - 61% of classes have fewer than 20 students and 99% of classes have fewer than 50 students.
- **The graduation rate of Minnesota's nonprofit colleges is the highest in the Midwest—higher than the region's public systems as well as the other states' nonprofit colleges.**
 - Looking nationally, the graduation rate of Minnesota's nonprofit colleges ranks fourth.

Graduation Rates
Minnesota Institutions and National Comparisons



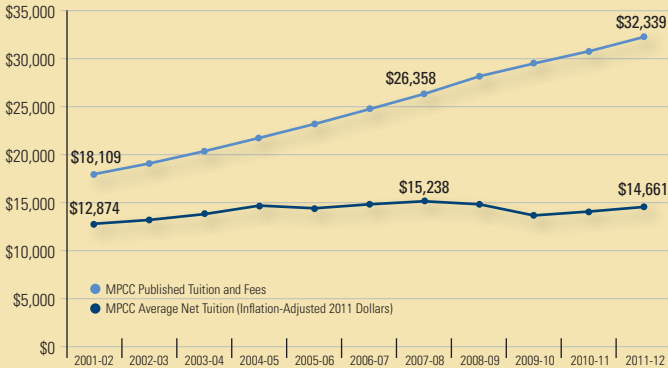
Percent of Students Completing a Bachelor's Degree (Full-time, first-time undergraduates who began a program in 2005)
Source: U.S. Department of Education, IPEDS Cohort.

- **Our students receive national recognition. In the most recent year, our colleges had 36 students who were named Fulbright Fellows, Goldwater Scholars, Watson Fellows and Truman Scholars.** At the University of Minnesota 22 students received those recognitions. No students at MnSCU four-year institutions received these awards.
- **22% of our alumni pursue additional education immediately upon earning their bachelor's degrees.**
 - Of individuals who earned their undergraduate degrees from any Minnesota institution and then went on to earn a doctorate, 52% earned their undergraduate degrees from one of Minnesota's Private Colleges.

Access

- **28% of our students come from families with incomes below \$50,000.**
 - 34% of our Minnesota undergraduates are Minnesota State Grant recipients (compared to 27% at both the U of M and MnSCU four-year institutions).
 - 27% of all undergraduates are federal Pell Grant recipients (compared to 21% at the U of M and 28% at MnSCU four-year institutions).
- **Thanks to financial aid, the average amount that first-year students actually pay for tuition is far below the posted price—less than half.**
 - The average net price for first-year students is \$14,611 because students receive an average of \$17,677 in institutional, state and federal grants—covering 55% of tuition costs.
 - Average institutional grants have increased by more than 40% since 2007–08, so the inflation-adjusted net price for first-year students has actually decreased by 4%.

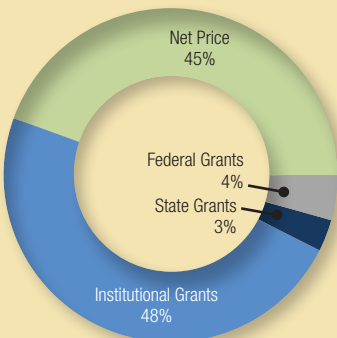
**Published and Net Tuition Trends at
Minnesota Private College Council Member Institutions
Fall 2001 to Fall 2011**



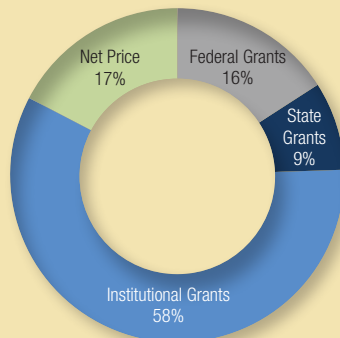
Note: Net tuition figures reflect averages after institutional aid and government aid have been factored in.
Source: Minnesota Private College Council analysis of IPEDS data.

- **For first-year students from families with incomes below \$50,000, average grants cover more than 80% of tuition.**
 - The average net price for these students is \$5,386. And because average institutional grants have increased by more than \$9,000, the inflation-adjusted net price for first-year students has actually dropped 29% since 2007–08.

**Average Net Price
All First-Year Full-Time Students**



**Average Net Price
All First-Year Full-Time Students
with Families Incomes of \$50,000 or less**



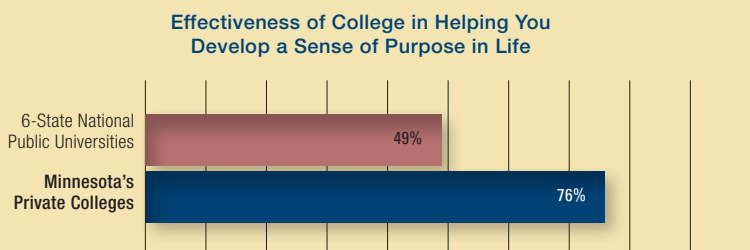
Includes first-time, full-time, dependent, undergraduate students in traditional programs.
Sources: IPEDS and MPCC Financial Aid Data Warehouse

Access (continued)

- **Our institutions award more than \$460 million in institutional grants and scholarships, plus an additional \$17.8 million in private grants and scholarships.**
 - 93% of our first-year students receive grants and scholarships that do not have to be paid back.
 - **Private college students' borrowing closely mirrors levels at public institutions.**
 - Share of students at our colleges with no debt is 28%, compared to 34% at the University of Minnesota and 23% at MnSCU four-year institutions.
 - Average debt level for students who are borrowing at our colleges is \$32,113 compared to \$29,919 at the U of M and \$30,004 at MnSCU four-year institutions.
 - **20% of our students are “first-generation,” meaning that neither of their parents completed college.**
-

Alumni Views

- **Our alumni say they received a high quality education and benefited from it more frequently than alumni from major public universities in a six-state region.**
 - Share of alumni who said they benefited “very much” from a majority of classes taught by professors:
 - Minnesota’s Private Colleges: 88%
 - Major public universities in our six-state region (Minn., N.D., S.D., Iowa, Wis. and Ill.): 25%
 - Share of alumni who said they benefited “very much” from a high quality teaching-oriented faculty:
 - Minnesota’s Private Colleges: 62%
 - Major public universities in our six-state region: 24%
 - Share of alumni who said they were involved in internships, off-campus study, research or tutoring:
 - Minnesota’s Private Colleges: 90%
 - Major public universities in our six-state region: 69%
-

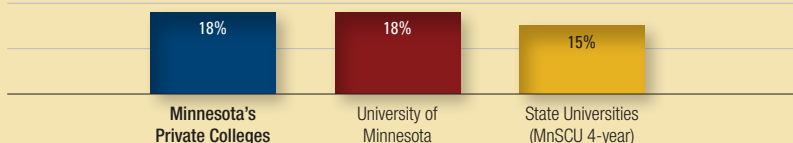


For more information on alumni views, visit www.mnprivatecolleges.org/our-value/alumni-views

Diversity

- More than 7,200 undergraduate students of color, excluding international students, enroll at Minnesota's Private Colleges.

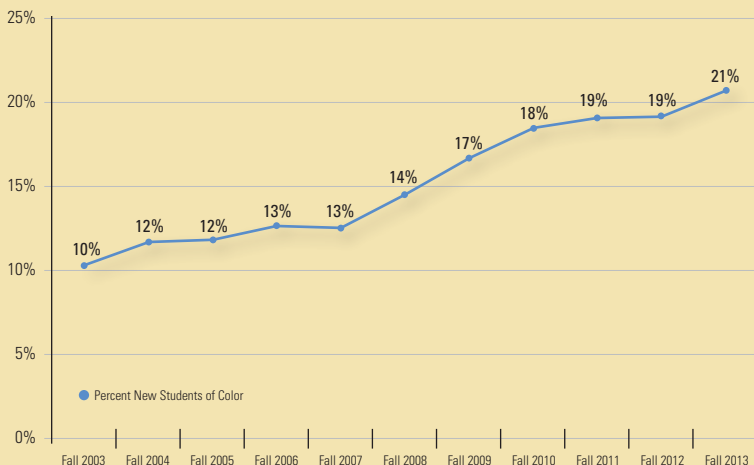
Fall 2012 Share of Domestic Undergraduate Students from Communities of Color



Source: Minnesota Private College Council analysis of IPEDS

- Our institutions have the highest graduation rate in the state among students of color with 55% graduating within four years and 67% graduating within six years.
 - Our institutions graduate 28% of Minnesota's baccalaureates of color.
- Enrollment of new-entering students of color has doubled in the last 10 years.
 - In fall 2013, 21% of new-entering students were students of color, up from 10% in fall 2003.

New Entering Students of Color Trend



Note: This figure does not include students who are not U.S. residents

For more information on these and other facts visit www.mnprivatecolleges.org/research

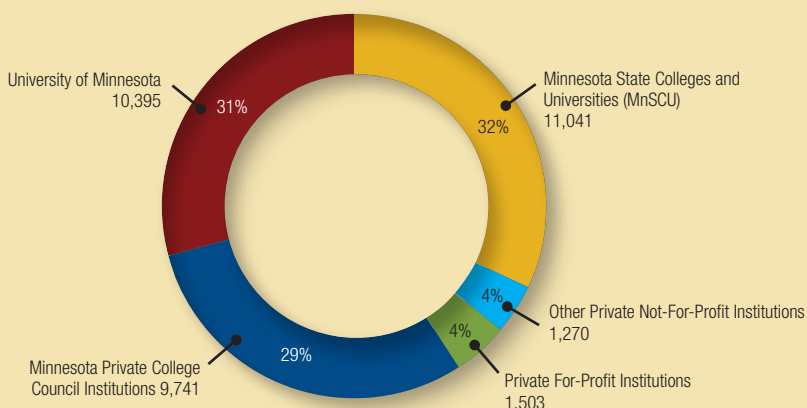
Economic Benefits

- **Minnesota's Private Colleges add more than \$1.4 billion annually to Minnesota's economy through direct operating and capital expenditures.**
- **We employ more than 13,500 faculty and staff.**
 - We rank 9th among Minnesota private sector employers, when considering our total number of employees. We rank 13th among all employers, public and private.
- **66% of our most recent graduates, regardless of their home state, stay in Minnesota, adding to the quality of the state's workforce and tax base.**

Degrees Granted

- **Our institutions award 29% of all baccalaureate degrees in Minnesota, with 9,556 bachelor's degrees awarded in 2012–2013.**
 - Our share of baccalaureate degrees for specific areas of study:
 - 52% of physical science degrees
 - 43% of nursing degrees
 - 39% of history degrees
 - 38% of foreign language degrees
 - 36% of biological science degrees
 - 33% of math and statistics degrees
 - 30% of business degrees

Sources of Bachelor's Degrees: 2012–2013

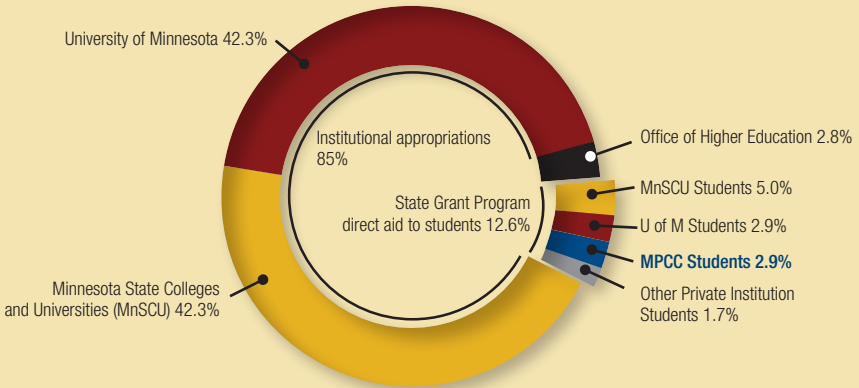


- **Our institutions award 41% of all master's degrees in Minnesota, with 4,561 master's degrees/certificates awarded in 2012–2013.**
 - Our share of master's degrees for specific areas of study:
 - 53% of public administration degrees
 - 52% of education degrees
 - 45% of computer/information science degrees
 - 48% of business and management degrees
 - 38% of health profession degrees

Minnesota Impact

- While our students make up 29% of all baccalaureate graduates in the state, they benefit from a small share—just 3%—of public spending on higher education.

State Spending for Higher Education
Fiscal Year 2012–2013 (\$1.29 Billion)



- It would cost the state of Minnesota more than \$300 million each year in additional institutional subsidies if private colleges didn't exist and our students enrolled instead in public institutions.
- We attract students to the state, many of whom will stay and build careers here. Our colleges attract 2,744 first-year students from other states each year. That compares to 2,062 at the U of M and 1,658 at MnSCU four-year institutions.
- Alumni from our schools who were recipients of need-based state aid achieve similar income and employment levels as students who didn't receive need-based aid, one year following graduation.
- All of our institutions are committed to helping Minnesota K-12 students overcome barriers to higher education. Seven of our schools serve students striving for academic success in federally funded TRiO programs. Other efforts to help youth overcome barriers to higher education include teacher preparation programs and K-12 partnerships. For more information on other efforts targeting low-income Minnesotans, visit www.mnprivatecolleges.org/diversity/access-programs.

Board of Directors

2013–2014

College Presidents

David R. Anderson
St. Olaf College

Larry Goodwin
The College of St. Scholastica

Steven G. Poskanzer
Carleton College

MaryAnn Baenninger
College of Saint Benedict

Linda Hanson
Hamline University

Paul Pribbenow
Augsburg College

Jay Barnes
Bethel University

Michael Hemesath
Saint John's University

Reverend Thomas Ries
Concordia University

Dan Bruss
Bethany Lutheran College

Sister Andrea J. Lee, IHM
St. Catherine University

Brian Rosenberg
Macalester College

Jay Coogan
Minneapolis College
of Art and Design

Brother William Mann, FSC
Saint Mary's University
of Minnesota

Julie Sullivan
University of St. Thomas

William Craft
Concordia College

Jack Ohle
Gustavus Adolphus College

Business and Community Members

Paul D. Cerkvenik
Minnesota Private College
Council, Minnesota Private
College Fund

Michael Lovett
White Bear Lake Area Schools

Dan Nygaard
Xcel Energy

Joe Graba
Education Evolving

Robert Mattison
Graco Inc. – Retired

David Swanson
U.S. Bank

James Green
Kemps LLC – Retired

Russell Michaletz
Deloitte Tax LLP

Loanne Thrane

H. Theodore Grindal (Ted)
Lockridge Grindal Nauen
P.L.L.P.

Tim Morin
Vigilanz

Robert Vanasek
Robert Vanasek and
Associates

Laurie Nordquist
Wells Fargo

Edward T. Wahl
Judge



MINNESOTA PRIVATE COLLEGE COUNCIL

Bremer Tower
445 Minnesota Street, Suite 500
St. Paul, Minnesota 55101

Phone: 651-228-9061
Toll-free: 800-774-2655
E-mail: colleges@mnprivatecolleges.org
Web: www.mnprivatecolleges.org

The Minnesota Private College Council represents 17 well-respected liberal arts colleges and universities. For more information on the Council and its members, visit www.mnprivatecolleges.org. And consider signing up for our monthly newsletter, with updates and ongoing analysis of education trends.